



FIJI NATIONAL  
UNIVERSITY

[www.fnu.ac.fj](http://www.fnu.ac.fj)



## New Additions to Learning Resources 2023

[November Display]

---

### New Additions:

This is a list of new learning resources added to the Fiji National University (FNU) Library collection.

---

Technical Services  
Fiji National University Library  
Email: [acquisition@fnu.ac.fj](mailto:acquisition@fnu.ac.fj)  
Telephone: 3394000 Ext. 2803



## Library

### New Additions to Learning Resources

2023

[November Display]

**New Additions:** This is a list of new learning resources added to the Fiji National University (FNU) Library collection.

### Technical Services

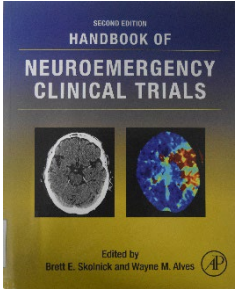

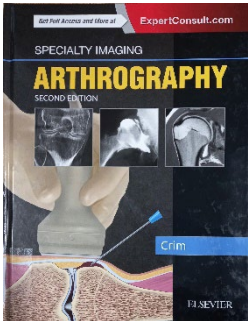

Fiji National University Library




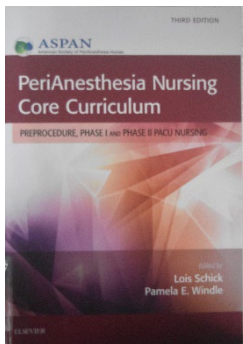
Email: [acquisition@fnu.ac.fj](mailto:acquisition@fnu.ac.fj)

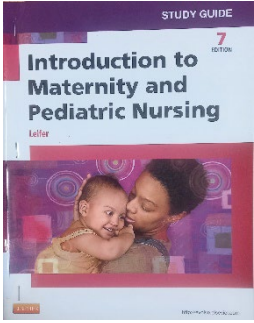

Telephone: 3394000 Ext. 2803

Fiji National University

Library

<p>1</p>	<p>Handbook of Neuro-emergency Clinical Trials</p> 	<p><b>Authors:</b> Brett Evan Skolnick, Wayne M. Alves</p> <p><b>Description:</b> This book focuses on the practice of clinical trials in acute neuroscience populations, or what have been called neuroemergencies. Neuroemergencies are complex, life-threatening diseases and disorders, often with devastating consequences, including death or disability. The overall costs are staggering in terms of annual incidence and costs associated with treatment and survival, yet despite their significance as public health issues, there are few drugs and devices available for definitive treatment.</p> <p><b>Location-</b> Pasifika [20 copies]</p> <p><b>OPAC Link:</b> <a href="#">Click Here</a></p>	<p>CMNHS</p>
<p>2</p>	<p>Principles and Practice of Laser Dentistry</p> 	<p><b>Author:</b> Robert A. Convissar</p> <p><b>Description:</b> The new edition of Principles and Practice of Laser Dentistry contains everything you need to know about the latest laser procedures across all areas of dentistry. With vivid clinical photos and easy-to-follow writing. The book also covers topics such as the history of lasers in dentistry, laser research, the latest laser equipment, and how to go about incorporating lasers into your practice, so that you are fully equipped to use lasers successfully in your treatments.</p> <p><b>Location-</b> Pasifika [26 copies]</p> <p><b>OPAC Link:</b> <a href="#">Click Here</a></p>	<p>CMNHS</p>
<p>3</p>	<p>Specialty Imaging: Arthrography</p> 	<p><b>Author:</b> Julia R. Crim</p> <p><b>Description:</b> Specialty Imaging: Arthrography, by Dr. Julia R. Crim, is a one-stop resource, covering everything you need to know about joint access under fluoroscopy and ultrasound, as well as the use of CT and MR arthrography for accurate diagnosis of musculoskeletal injuries and diseases.</p> <p><b>Location-</b> Pasifika [4 copies]</p> <p><b>OPAC Link:</b> <a href="#">Click Here</a></p>	<p>CMNHS</p>
<p>4</p>	<p>Diagnostic Pathology: Infectious Diseases</p> 	<p><b>Author:</b> Danny A. Milner</p> <p><b>Description:</b> Diagnostic Pathology: Infectious Diseases takes a comprehensive look at infectious diseases, their anatomic manifestations, and how to ensure a complete and accurate sign out at the microscope. A user-friendly chapter landscape and thousands of high-quality images combine to make this medical reference book a key companion for the general surgical pathologist or resident in training.</p> <p><b>Location-</b> Pasifika [14 copies]</p> <p><b>OPAC Link:</b> <a href="#">Click Here</a></p>	<p>CMNHS</p>

<p>5</p>	<p>Robbins &amp; Cotran Atlas of Pathology</p> 	<p><b>Author:</b> Edward C. Klatt</p> <p><b>Description:</b> The full-color Robbins and Cotran Atlas of Pathology offers more than 1,500 outstanding illustrations that vividly depict the most common diseases covered in pathology courses and USMLE exams. It's a quick visual reference or review for students and professionals alike. Quickly compare gross, microscopic, and radiologic images with examples of normal organs and tissues.</p> <p><b>Location-</b> Pasifika [8 copies]</p> <p><b>OPAC Link:</b> <a href="#">Click Here</a></p>	<p>CMNHS</p>
<p>6</p>	<p>Forensic Epidemiology: Principles and Practice</p> 	<p><b>Editors:</b> Michael D. Freeman, Maurice P. Zeegers</p> <p><b>Description:</b> In Forensic Epidemiology: Principles and Practice the authors present the legal and scientific theories underlying the methods by which risk is used in the investigation of individual causation. The discipline of forensic epidemiology is essentially a hybrid of principles and practices common to both forensic medicine and epidemiology.</p> <p><b>Location-</b> Pasifika [5 copies]</p> <p><b>OPAC Link:</b> <a href="#">Click Here</a></p>	<p>CMNHS</p>
<p>7</p>	<p>Robbins &amp; Cotran Pathologic Basis of Disease</p> 	<p><b>Authors:</b> Vinay Kumar, Abul K. Abbas, Jon C. Aster <b>Illustrations by</b> James A. Perkins</p> <p><b>Description:</b> best-selling text that you'll use long after your medical student days are behind you. A world-class author team headed by Drs. Vinay Kumar, Abul Abbas, and Jon Aster, delivers the latest, most essential pathology knowledge in a readable, interesting manner, ensuring optimal understanding of the latest basic science and clinical content. High-quality photographs and full-color illustrations highlight new information in molecular biology, disease classifications, new drugs, and drug therapies, and much more.</p> <p><b>Location-</b> Pasifika [6 copies]</p> <p><b>OPAC Link:</b> <a href="#">Click Here</a></p>	<p>CMNHS</p>
<p>8</p>	<p>PeriAnesthesia Nursing Core Curriculum: Preprocedure, Phase I and Phase II PACU Nursing</p> 	<p><b>Authors:</b> Lois Schick, Pamela E. Windle</p> <p><b>Description:</b> is a comprehensive reference that helps you care for patients before and after anesthesia in all types of settings. There's no other review like it. Coverage of the full scope of perianesthesia nursing makes it an ideal resource for both in-hospital and ambulatory care. And to keep you current, this edition also describes the newest advances in interventional radiology, robotics, and endoscopy procedures. Written by the American Society of Perianesthesia Nurses and edited by respected perianesthesia nurses Lois Schick and Pam Windle, this book will help you develop the skills and expertise you need to excel on your certification exam and in practice.</p> <p><b>Location-</b> FSN[14 copies]</p> <p><b>OPAC Link:</b> <a href="#">Click Here</a></p>	<p>CMNHS</p>

<p><b>9</b></p>	<p>Study Guide for Leifer: Introduction to Maternity and Pediatric Nursing</p> 	<p><b>Author:</b> Gloria Leifer</p> <p><b>Description:</b> With a variety of learning activities, critical thinking exercises, case studies, and review questions, this study guide reinforces your mastery of the essential maternity and pediatric nursing concepts and skills you need to pass the NCLEX-PN Examination and succeed in your nursing career. NCLEX exam-style multiple-choice review questions at the end of each chapter test basic chapter knowledge as well as ask for appropriate nursing actions, what the nurse should expect in terms of medical care of the patient, and what complications the patient is at risk of developing.</p> <p><b>Location-</b> FSN [25 copies]</p> <p><b>OPAC Link:</b> <a href="#">Click Here</a></p>	<p><b>CMNHS</b></p>
<p><b>10</b></p>	<p>Essentials of Radiology</p> 	<p><b>Author:</b> Fred A. Mettler</p> <p><b>Description:</b> Explore the radiologic evaluation of headaches, hypertension, low back pain, and other challenging conditions. Approach imaging with confidence through the help of Dr. Mettler's straightforward, digestible, and enjoyable style. He makes it simple to learn the radiology basics by breaking down chapters into bodily regions or systems, equipping you with easily referenced and useful information.</p> <p><b>Location-</b> Pasifika [56 copies]</p> <p><b>OPAC Link:</b> <a href="#">Click Here</a></p>	<p><b>CMNHS</b></p>

The End

[www.fnu.ac.fj](http://www.fnu.ac.fj)



Care | Honesty | Accountability | Service | Excellence.