



## Library

### New Additions to Learning Resources


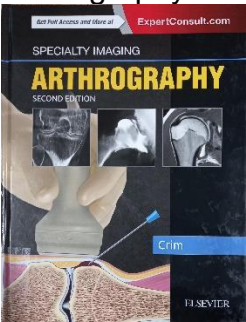

2023

[August Display]



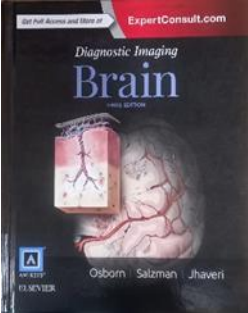
**New Additions:** This is a list of new learning resources that have been added to the Fiji National University (FNU) Library collection.



Technical Services  
Fiji National University Library  
Email: [acquisition@fnu.ac.fj](mailto:acquisition@fnu.ac.fj)  
Telephone: 3394000 Ext. 2803

**Fiji National University  
Library**

1	<p><b>Principles and Practice of Movement Disorders</b></p> 	<p><b>Authors:</b> Stanley Fahn, Joseph Jankovic, Mark Hallett</p> <p><b>Description:</b> This edition features many new full-colour images and additional coverage of pediatric disorders. An accompanying Expert Consult website makes the content fully searchable and contains several hundred video clips that illustrate the manifestations of all the movement disorders in the book along with their differential diagnoses.</p> <p><b>Location-</b> Pasifika [8 copies]</p> <p><b>OPAC Link:</b> <a href="#">Click Here</a></p>	CMNHS
2	<p><b>Specialty Imaging: Arthrography</b></p> 	<p><b>Author:</b> Julia R. Crim</p> <p><b>Description:</b> Specialty Imaging: Arthrography, by Dr. Julia R. Crim, is a one-stop resource, covering everything you need to know about joint access under fluoroscopy and ultrasound, as well as the use of CT and MR arthrography for accurate diagnosis of musculoskeletal injuries and diseases.</p> <p><b>Location-</b> Pasifika [36 copies]</p> <p><b>OPAC Link:</b> <a href="#">Click Here</a></p>	CMNHS
3	<p><b>Clinical Dermatology: A Color Guide to Diagnosis and Therapy</b></p> 	<p><b>Authors:</b> Thomas P. Habif</p> <p><b>Description:</b> Widely recognized as the world's leading dermatology manual, the new edition has been exhaustively updated to reflect today's best practices. A wealth of new features makes it easier, than any other resource, to identify, treat, and manage the full range of skin diseases. And now, with Expert Consult functionality, you'll have easy access to the complete contents online as well as hundreds of additional images.</p> <p><b>Location-</b> Pasifika [7 copies]</p> <p><b>OPAC Link:</b> <a href="#">Click Here</a></p>	CMNHS

4	<p><b>Kidney Transplantation, Bioengineering and Regeneration:</b> Kidney Transplantation in the Regenerative Medicine Era</p> 	<p><b>Authors:</b> Giuseppe Orlando, Giuseppe Remuzzi, David F. Williams</p> <p><b>Description:</b> Kidney Transplantation, Bioengineering, and Regeneration: Kidney Transplantation in the Regenerative Medicine Era investigates how the field of regenerative medicine is changing the traditional premises of solid organ transplantation, specifically within the field of kidney transplantation.</p> <p><b>Location-</b> Pasifika [2 copies]</p> <p><b>OPAC Link:</b> <a href="#">Click Here</a></p>	CMNHS
5	<p><b>Expertddx : Brain and Spine</b></p> 	<p><b>Authors:</b> Miral D. Jhaveri...[et al.]</p> <p><b>Description:</b> Now fully revised and up-to-date, Expert DDx: Brain and Spine, second edition, quickly guides you to the most likely differential diagnoses based on key imaging findings and clinical information. It presents more than 250 of the top differential diagnoses across a broad spectrum of central nervous system diseases, encompassing specific anatomic locations, generic imaging findings, modality-specific findings, and clinically based indications.</p> <p><b>Location-</b> Pasifika [8 copies]</p> <p><b>OPAC Link:</b> <a href="#">Click Here</a></p>	CMNHS
6	<p><b>Diagnostic Pathology: Infectious Diseases</b></p> 	<p><b>Author:</b> Danny A. Milner</p> <p><b>Description:</b> Diagnostic Pathology: Infectious Diseases takes a comprehensive look at infectious diseases, their anatomic manifestations, and how to ensure a complete and accurate sign out at the microscope. A user-friendly chapter landscape and thousands of high-quality images combine to make this medical reference book a key companion for the general surgical pathologist or resident in training.</p> <p><b>Location-</b> Pasifika [32 copies]</p> <p><b>OPAC Link:</b> <a href="#">Click Here</a></p>	CMNHS

7	<p><b>Principles of Hand Surgery and Therapy</b></p> 	<p><b>Editors:</b> Thomas E. Trumble, Ghazi M. Rayan, Jeffrey E. Budoff, Mark E. Baratz, David J. Slutsky</p> <p><b>Description:</b> This book covers all areas of adult and pediatric hand surgery and therapy, including the elbow. Both in print and online, you'll find state-of-the-art basic science combined with step-by-step techniques and therapeutic protocols, helping you hone your skills.</p> <p><b>Location-</b> Pasifika [25 copies]</p> <p><b>OPAC Link:</b> <a href="#">Click Here</a></p>	CMNHS
8	<p><b>Principles And Practice Of Radiation Therapy</b></p> 	<p><b>Editors:</b> Charles M. Washington, Dennis T. Leaver</p> <p><b>Description:</b> Learn everything you need to know about radiation therapy with the comprehensive text written for radiation therapy students by radiation therapists. Principles and Practice of Radiation Therapy is designed to help you understand cancer management, improve clinical techniques for delivering doses of radiation, and apply complex concepts to treatment planning and delivery.</p> <p><b>Location-</b> Pasifika [25 copies]</p> <p><b>OPAC Link:</b> <a href="#">Click Here</a></p>	CMNHS
9	<p><b>Diagnostic Imaging: Brain</b></p> 	<p><b>Editors:</b> Anne G. Osborn, Karen L. Salzman, Miral D. Jhaveri</p> <p><b>Description:</b> This book provides carefully updated information in a concise, bulleted format, keeping you current with new disease entities and syndromes, MR imaging techniques and applications, and pathology relevant to brain imaging. Succinct text, outstanding illustrations, and up-to-date content make this title a must-have reference for neuroradiologists, general radiologists, neurologists, and neurosurgeons.</p> <p><b>Location-</b> Pasifika [20 copies]</p> <p><b>OPAC Link:</b> <a href="#">Click Here</a></p>	CMNHS

10	<p>Pharmacology and Therapeutics for Dentistry</p> 	<p><b>Authors:</b> Frank J. Dowd, Barton S. Johnson, Angelo J. Mariotti</p> <p><b>Description:</b> Pharmacology and Therapeutics for Dentistry, describes how to evaluate a patient's health and optimize dental treatment by factoring in the drugs they take. It explores the basic principles of pharmacology, the ways that drugs affect the body, and the potential for adverse drug interactions.</p> <p><b>Location-</b> Pasifika [10 copies]</p> <p><b>OPAC Link:</b> <a href="#">Click Here</a></p>	CMNHS
11	<p>Dorland's Pocket Medical Dictionary</p> 	<p><b>Authors:</b> William Alexander Newman</p> <p><b>Description:</b> Based on Dorland's Illustrated Medical Dictionary, the most trusted medical dictionary used by today's health care professionals, this portable and user-friendly resource puts dependable and indispensable information at your fingertips. Quickly find what you need from among 36,000+ medical terms, including more than 3,100 new and revised entries reflecting the most important changes in medicine.</p> <p><b>Location-</b> Pasifika [27 copies]</p> <p><b>OPAC Link:</b> <a href="#">Click Here</a></p>	CMNHS

The End