



Library

New Additions to Learning Resources




2023

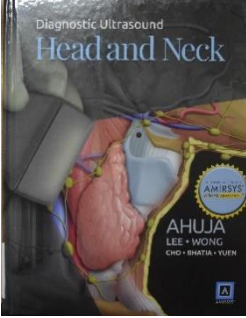
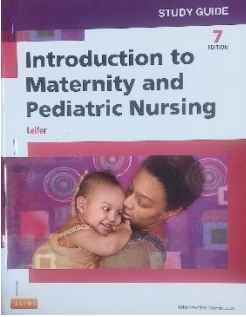

[June Display]




New Additions: This is a list of new learning resources that have been added to the Fiji National University (FNU) Library collection.

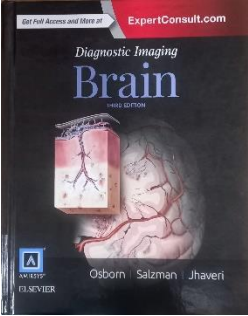
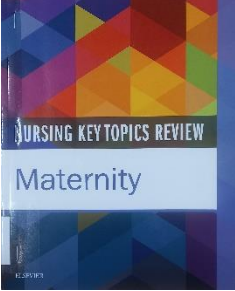

Technical Services
Fiji National University Library
Email: acquisition@fnu.ac.fj
Telephone: 3394000 Ext. 2803



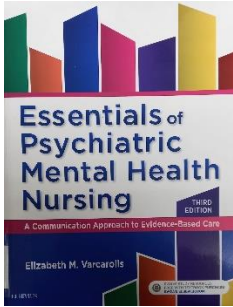
**Fiji National University
Library**


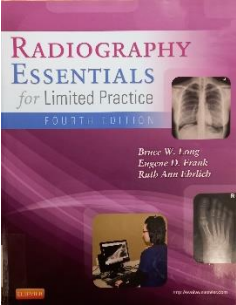
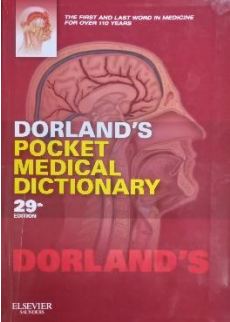
<p>1</p>	<p>Principles And Practice Of Radiation Therapy</p> 	<p>Editors: Charles M. Washington, Dennis T. Leaver</p> <p>Description: Learn everything you need to know about radiation therapy with the comprehensive text written for radiation therapy students by radiation therapists. Principles and Practice of Radiation Therapy is designed to help you understand cancer management, improve clinical techniques for delivering doses of radiation, and apply complex concepts to treatment planning and delivery.</p> <p>Location- Pasifika [5 copies]</p> <p>OPAC Link: Click Here</p>	<p>CMNHS</p>
<p>2</p>		<p>Authors: William D James, Dirk M Elston, Timothy G Berger</p> <p>Description: Andrews' Diseases of the Skin: Clinical Dermatology, provides state-of-the-art information on newly recognized diseases, new conditions, and unusual variants of well-known diseases, as well as new uses for tried-and-true medications and unique drugs for diseases as disparate as melanoma and rosacea. It's your ideal go-to resource for clinical dermatology.</p> <p>Location- Pasifika [4 copies]</p> <p>OPAC Link: Click Here</p>	<p>CMNHS</p>
<p>3</p>	<p>Wheeler's Dental Anatomy, Physiology and Occlusion</p> 	<p>Author: Stanley J. Nelson</p> <p>Description: Wheeler's Dental Anatomy, Physiology, and Occlusion, 10th Edition provides illustrated coverage of dentitions, pulp formation, the sequence of eruptions, and clinical considerations. The market leader, this text is used as a reference in creating examination questions for dental anatomy and occlusion.</p> <p>Location- Pasifika [12 copies]</p> <p>OPAC Link: Click Here</p>	<p>CMNHS</p>




<p>4</p>	<p>Diagnostic Ultrasound Head And Neck</p> 	<p>Editor: Anil T. Ahuja</p> <p>Description: This book is the most comprehensive book on Head and Neck Ultrasound. Diagnostic Ultrasound: Head and Neck is divided into three parts Anatomy, Diagnoses and Differential Diagnoses.</p> <p>Location- Pasifika [25 copies]</p> <p>OPAC Link: Click Here</p>	<p>CMNHS</p>
<p>5</p>	<p>Study Guide for Leifer: Introduction to Maternity and Pediatic Nursing</p> 	<p>Author: Gloria Leifer</p> <p>Description: With a variety of learning activities, critical thinking exercises, case studies, and review questions, this study guide reinforces your mastery of the essential maternity and pediatric nursing concepts and skills you need to pass the NCLEX-PN Examination and succeed in your nursing career. NCLEX exam-style multiple-choice review questions at the end of each chapter test basic chapter knowledge as well as ask for appropriate nursing actions, what the nurse should expect in terms of medical care of the patient, and what complications the patient is at risk of developing.</p> <p>Location- FSN [25 copies]</p> <p>OPAC Link: Click Here</p>	<p>CMNHS</p>
<p>6</p>	<p>Hematopathology</p> 	<p>Author: Eric D. His</p> <p>Description: Fully revised to include recent advances in the field, this affordable resource by Eric D. Hsi is ideal for study and review as well as everyday clinical practice. A highly templated format that includes clinical, imaging, and management/prognostic features pathologic features, ancillary studies differential diagnosis and selected bibliography.</p> <p>Location- Pasifika [12 copies]</p> <p>OPAC Link: Click Here</p>	<p>CMNHS</p>

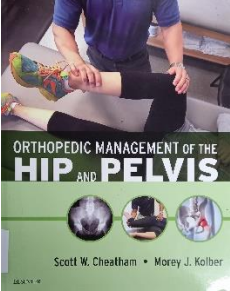

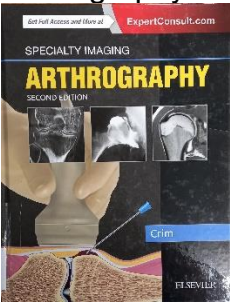
7	<p>Forensic Epidemiology: Principles and Practice</p> 	<p>Editors: Michael D. Freeman, Maurice P. Zeegers</p> <p>Description: In Forensic Epidemiology: Principles and Practice present the legal and scientific theories underlying the methods by which risk is used in the investigation of individual causation. The discipline of forensic epidemiology is essentially a hybrid of principles and practices common to both forensic medicine and epidemiology. This book is directed at filling the gap between clinical judgment and epidemiologic data and methods in the evaluation of both general and specific (individual) causation in civil and criminal matters.</p> <p>Location- Pasifika [16 copies]</p> <p>OPAC Link: Click Here</p>	CMNHS
8	<p>ExpertDDx: Abdomen and Pelvis</p> 	<p>Author: Michael P. Federle</p> <p>Description: ExpertDDx: Abdomen and Pelvis presents the most useful differential diagnoses for each region of the abdomen and pelvis, grouped according to anatomic location, generic imaging findings, modality-specific findings, or clinical-based indications.</p> <p>Location- Pasifika [4 copies]</p> <p>OPAC Link: Click Here</p>	CMNHS
9	<p>Shoulder and Elbow Injuries in Athletes: Prevention, Treatment and Return to Sport</p> 	<p>Authors: Robert A. Arciero, Frank A. Cordasco, Matthew T. Provencher</p> <p>Description: Thorough and concise, this practical reference provides a unique, on-field management approach to all athletic injuries to the shoulder and elbow, as well as non-operative and operative treatment options, including arthroscopy and open surgery.</p> <p>Location- Pasifika [8 copies]</p> <p>OPAC Link: Click Here</p>	CMNHS


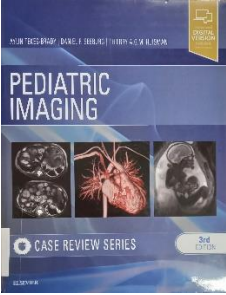

10	<p>Diagnostic Imaging: Brain</p> 	<p>Editors: Anne G. Osborn, Karen L. Salzman, Miral D. Jhaveri</p> <p>Description: This book provides carefully updated information in a concise, bulleted format, keeping you current with new disease entities and syndromes, MR imaging techniques and applications, and pathology relevant to brain imaging. Succinct text, outstanding illustrations, and up-to-date content make this title a must-have reference for neuroradiologists, general radiologists, neurologists, and neurosurgeons.</p> <p>Location- Pasifika [20 copies]</p> <p>OPAC Link: Click Here</p>	CMNHS
11	<p>Nursing Key Topics Review: Maternity</p> 	<p>Description: This quick review and accompanying mobile web app focuses on the most critical, practical, and relevant maternal nursing information to prepare you for success on course exams. Concise coverage includes topics from pregnancy, labor, and birth to postpartum and newborn nursing care. Summary tables and quick, bulleted lists make it easier to glance through and remember concepts.</p> <p>Location- FSN [21 copies]</p> <p>OPAC Link: Click Here</p>	CMNHS
12	<p>Krause's Food & the Nutrition Care Process</p> 	<p>Editors: L Kathleen Mahan, Janice L Raymond</p> <p>Description: Krause's Food and the Nutrition Care Process, 14th Edition presents the most cutting-edge and up-to-date dietetics content available in this ever-changing field. Nicknamed the "nutrition bible" students and practitioners alike turn to its current, comprehensive content, engaging pedagogy and design, and logical presentation of information.</p> <p>Location- TCL [42 copies]</p> <p>OPAC Link: Click Here</p>	CMNHS


13	<p>Virtual Clinical Excursions- Maternal Child Nursing</p> 	<p>Author: Kelly Ann Crum</p> <p>Description: This new Study Guide is designed to help you review and master content from the core text and learn how to think critically in applying your knowledge. This comprehensive study guide also contains case studies to help you integrate information and develop the critical thinking, clinical reasoning, and clinical judgement skills required to pass your licensure examination and excel in clinical practice.</p> <p>Location- FSN [42 copies]</p> <p>OPAC Link: Click Here</p>	CMNHS
14	<p>Principles and Practice of Psychiatric Nursing</p> 	<p>Author: Gail Wiscarz Stuart</p> <p>Description: Written by psychiatric nursing expert Gail W. Stuart, this market-leading text makes it easy to apply classroom theory to clinical practice. An easy-to-follow writing style makes it easy to understand both simple and complex topics. A well-rounded, collaborative approach provides coverage of all major psychiatric disorders from nursing and medical perspectives.</p> <p>Location- FSN [18 copies]</p> <p>OPAC Link: Click Here</p>	CMNHS
15	<p>Essentials of Psychiatric Mental Health Nursing: A Communication Approach to Evidence-Based Care</p> 	<p>Author: Elizabeth M. Varcarolis</p> <p>Description: Awarded third place in the 2017 AJN Book of the Year Awards in the Psychiatric and Mental Health Nursing Category. Get a full understanding of today's psychiatric nursing practice in less time! Essentials of Psychiatric Mental Health Nursing, 3rd Edition offers the perfect balance of essential nursing interventions and clinical content paired with current research and evidence-based practice to fully equip you for today's field of mental health nursing.</p> <p>Location- FSN [16 copies]</p> <p>OPAC Link: Click Here</p>	CMNHS

16	<p>Essentials of Radiology</p> 	<p>Author: Fred A. Mettler</p> <p>Description: Explore the radiologic evaluation of headaches, hypertension, low back pain, and other challenging conditions. Approach imaging with confidence through the help of Dr. Mettler's straightforward, digestible, and enjoyable style. He makes it simple to learn the radiology basics by breaking down chapters into bodily regions or systems, equipping you with easily referenced and useful information.</p> <p>Location- Pasifika [56 copies]</p> <p>OPAC Link: Click Here</p>	CMNHS
17	<p>Radiography Essentials For Limited Practice</p> 	<p>Authors: Bruce W. Long, Eugene D. Frank, Ruth Ann Ehrlich</p> <p>Description: Master the essentials of basic radiographic procedures and understand your role as a limited practitioner. Radiography Essentials for Limited Practice, Third Edition, covers all the content areas mandated by the American Society of Radiologic Technologists (ASRT) curriculum, including x-ray technology and techniques, anatomy, pathology and positioning, radiation safety, patient care, and other clinical skills.</p> <p>Location- Pasifika [45 copies]</p> <p>OPAC Link: Click Here</p>	CMNHS
18	<p>Dorland's Pocket Medical Dictionary</p> 	<p>Author: William Alexander Newman</p> <p>Description: Stay current with all the latest terminology in today's ever-evolving medical field with the 29th Edition of Dorland's Pocket Medical Dictionary. Based on Dorland's Illustrated Medical Dictionary, the most trusted medical dictionary used by today's health care professionals, this portable and user-friendly resource puts dependable and indispensable information at your fingertips.</p> <p>Location- Pasifika [1 copy]</p> <p>OPAC Link: Click Here</p>	CMNHS

19	<p>Clinical Calculations: With Applications To General And Specialty Areas</p> 	<p>Authors: Joyce Kee, Sally M. Marshall, Katy Woods</p> <p>Description: This book covers all four major drug calculation methods, ratio & proportion, formula, fractional equation, and dimensional analysis. It also includes practice problems not only for general care but also for specialty areas such as pediatrics and critical care.</p> <p>Location- Pasifika [1 copy]</p> <p>OPAC Link: Click Here</p>	CMNHS
20	<p>Textbook of Pediatric Rheumatology</p> 	<p>Editors: Ross E. Petty, Ronald M. Laxer, Carol B. Lindsley, Lucy Wedderburn, James T. Cassidy</p> <p>Description: Matchless in reputation, content, and usefulness, Textbook of Pediatric Rheumatology, 7th Edition, is a must-have for any physician caring for children with rheumatic diseases.</p> <p>Location- Pasifika [1 copy]</p> <p>OPAC Link: Click Here</p>	CMNHS
21	<p>Pain Review</p> 	<p>Author: Steven D. Waldman</p> <p>Description: Easy to read and easy to use, Pain Review, 2nd Edition provides you with the most up-to-date, comprehensive review of pain medicine available. Written by Steven Waldman, MD, a leading author in the specialty of pain medicine, this book gives you exactly what you need – an easily understandable, targeted review of the essential basic science; beautifully illustrated, full-color anatomic figures; and a comprehensive review of common and uncommon pain syndromes, as well as how-to-do-it explanations of all of the pain management injection and nerve block techniques that every practitioner needs to know.</p> <p>Location- Pasifika [1 copy]</p> <p>OPAC Link: Click Here</p>	CMNHS

22	<p>Orthopedic Management of the Hip and Pelvis</p> 	<p>Authors: Scott W. Cheatham, Morey J. Kolber</p> <p>Description: Provide effective treatment of hip and pelvic disorders! Orthopedic Management of the Hip and Pelvis offers evidence-based information on the care of non-surgical and surgical patients with common pathologies and injuries. Comprehensive guidelines cover a wide range of topics, from anatomy and assessment to strains, tears, and disorders that affect groups such as females, children, dancers, and patients with arthritis.</p> <p>Location- Pasifika [1 copy]</p> <p>OPAC Link: Click Here</p>	CMNHS
23	<p>Diagnostic Atlas of Renal Pathology</p> 	<p>Authors: Agnes B. Fogo, Michael Kashgarian</p> <p>Description: Practical, highly visual guidance for efficient, accurate diagnosis of renal disease. More than 700 images of light, immunofluorescence, and electron microscopy for each diagnostic entity with correlations to clinical presentation and pathogenesis. Focused, detailed discussions on key characteristic pathologic findings and prognostic, pathogenetic, and etiologic information.</p> <p>Location- Pasifika [1 copy]</p> <p>OPAC Link: Click Here</p>	CMNHS
24	<p>Specialty Imaging: Arthrography</p> 	<p>Author: Julia R. Crim</p> <p>Description: This book is a one-stop resource, covering everything you need to know about joint access under fluoroscopy and ultrasound, as well as the use of CT and MR arthrography for accurate diagnosis of musculoskeletal injuries and diseases. With a practical, clinically oriented focus, it brings you fully up to date with today's current knowledge on sports-related injuries and the causes of chronic joint pain.</p> <p>Location- Pasifika [1 copy]</p> <p>OPAC Link: Click Here</p>	CMNHS

25	<p>Hole's Human Anatomy & Physiology</p> 	<p>Authors: David Shier, Jackie Butler, Ricki Lewis</p> <p>Description: The Learn, Practice, and Access system is used throughout the text and digital content for immediate application. "Learning" outcomes begin the chapter and set the stage for what students will learn, "Practice" questions conclude each major section and help students recall the information they've consumed, and "Assess" end-of-chapter resources allow students to confirm their accurate recall of what they learned and practiced.</p> <p>Location- Pasifika [1 copy]</p> <p>OPAC Link: Click Here</p>	CMNHS
26	<p>Pediatric Imaging: Case Review</p> 	<p>Authors: Aylin Tekes-Brady, Daniel P. Seeburg, Thierry A. G. M. Huisman</p> <p>Description: This case review book includes over 300 images and 600 all-new multiple-choice questions, providing residents and radiologists with a current review of key pediatric imaging information. Images and descriptions address most common/classic, as well as several rare but critical entities of pediatric radiology in a single source.</p> <p>Location- Pasifika [1 copy]</p> <p>OPAC Link: Click Here</p>	CMNHS
27	<p>Robbins & Cotran Atlas of Pathology</p> 	<p>Author: Edward C. Klatt</p> <p>Description: The full-color Robbins and Cotran Atlas of Pathology offers more than 1,500 outstanding illustrations that vividly depict the most common diseases covered in pathology courses and USMLE exams. It's a quick visual reference or review for students and professionals alike. Quickly compare gross, microscopic, and radiologic images with examples of normal organs and tissues.</p> <p>Location- Pasifika [1 copy]</p> <p>OPAC Link: Click Here</p>	CMNHS

28	<p>Molecular Virology of Human Pathogenic Viruses</p> 	<p>Author: Wang- Shack Ryu</p> <p>Description: This book is organized in a logical manner to aid in student discoverability and comprehension and is based on the author's more than 20 years of teaching experience. Each chapter describes the viral life cycle covering the order of classification, virion and genome structure, viral proteins, viral genome replication, and the effect on host and an emphasis on virus-host interaction is conveyed throughout the text.</p> <p>Location- Pasifika [1 copy]</p> <p>OPAC Link: Click Here</p>	CMNHS
----	---	--	--------------

The End