



# **PROCEDURE FOR FINDING JOURNAL RANKINGS AT FNU**

---

## Contents

1. Purpose.....	2
2. Scope .....	2
3. Definition & Abbreviation.....	2
4. Responsibility.....	2
5. Procedure.....	2

## 1. Purpose

To ensure all FNU staff are able to publish in highly ranked journals that are internationally recognised, and to help staff meet the requirements of the FNU promotion scheme.

## 2. Scope

This procedure applies to all FNU academic staff, researchers and HDR candidates.

## 3. Definition & Abbreviation

- URC - University Research Committee
- ADR - Associate Dean Research
- OPVCR - Office of the Pro Vice Chancellor Research
- PVCR - Pro Vice Chancellor Research
- SJR - SCImago Journal Rank
- ABDC - Australian Business Deans Council
- HDR - Higher Degree by Research

## 4. Responsibility

URC, OPVCR and Collges

## 5. Procedure

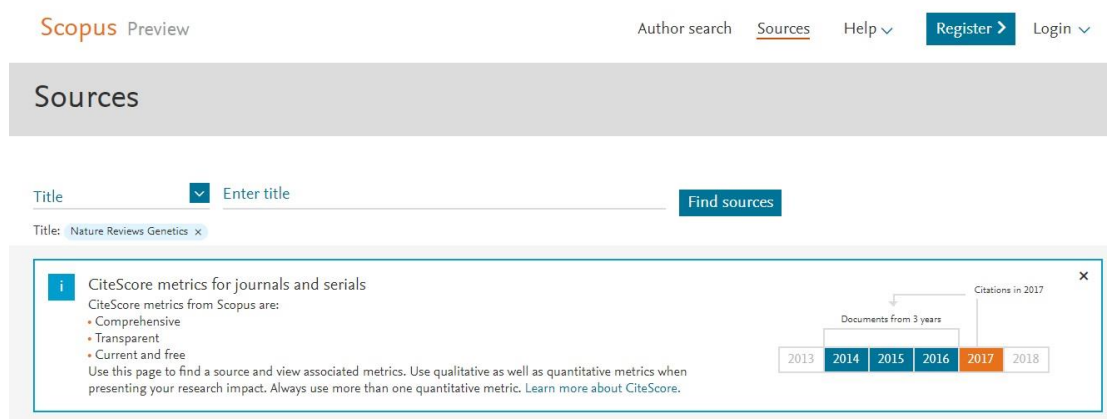
### 5.1 Using *Scopus* and *ABDC* to find a Journal's Impact and Rank

*Scopus* and *ABDC* score and rank journals that are indexed in *Scopus* based on citation data. The major measures are:

- a. The **CiteScore** which measures average citations received per document published in the journal. It is useful for comparing journals within the same field, ranking them in subject categories and indicating the percentile they fall into.

### 5.2 How to Use *Scopus* Journal Metrics to find Journal Rankings, CiteScores and Other Measures

- a. Type the URL in your address bar: [www.scopus.com/sources](http://www.scopus.com/sources)  
It will direct you to [Browse sources on Scopus.com](http://www.scopus.com/sources) – Journal List search page



Scopus Preview Author search Sources Help Register Login

Sources

Title Enter title Find sources

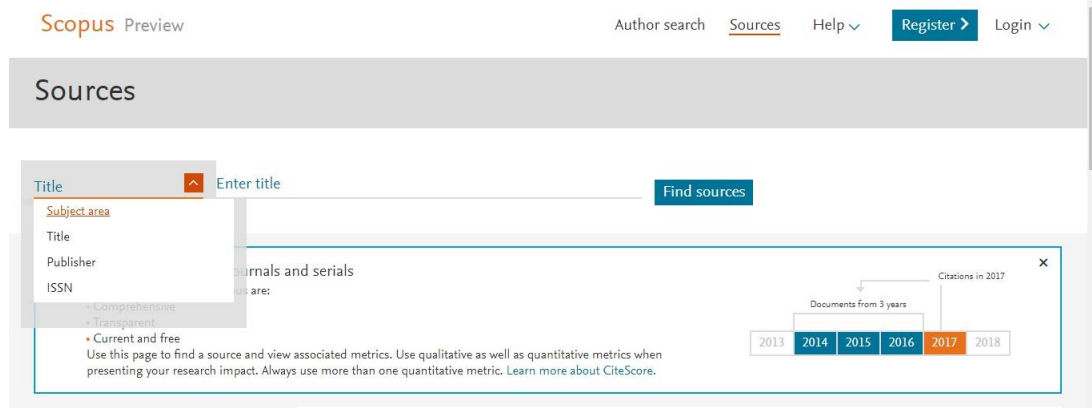
Title: Nature Reviews Genetics

**i** CiteScore metrics for journals and serials  
CiteScore metrics from Scopus are:  
• Comprehensive  
• Transparent  
• Current and free  
Use this page to find a source and view associated metrics. Use qualitative as well as quantitative metrics when presenting your research impact. Always use more than one quantitative metric. Learn more about CiteScore.

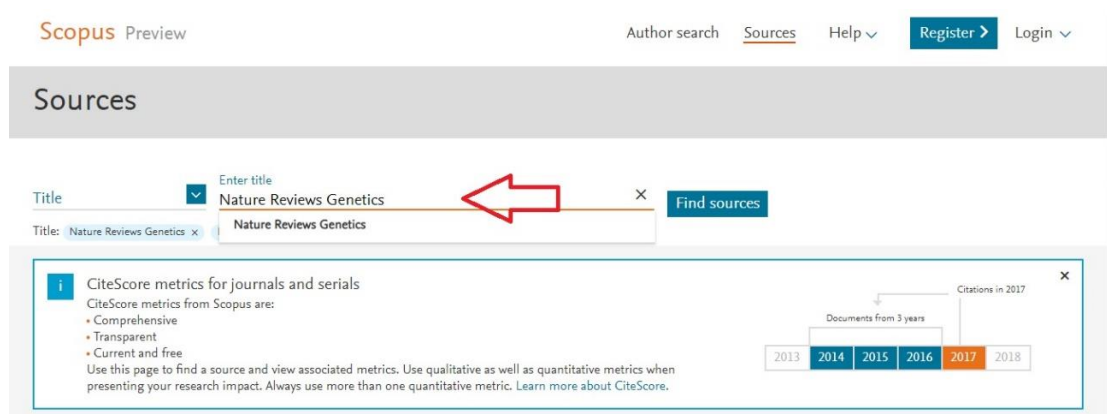
Documents from 3 years  
Citations in 2017

2013 2014 2015 2016 2017 2018

- b. Select the Title, Publisher, or ISSN number of the targeted journal to find Scopus indexing



- c. **Give the targeted journal name in the Title field.**  
After given the title of the journal click find sources button.



- d. **Finally, you will get the details about the journal with all database coverage**  
Here you can see that the given journal "**Nature Reviews Genetics**" is indexed in the Scopus database. Also, you will get a Scopus impact factor and journal citation reports for the last five years. If a journal has subtopics, then the subtopics where the article is published needs to be taken into consideration while looking for the ranks.

CiteScore metrics from Scopus are:  
 • Comprehensive  
 • Transparent  
 • Current and free  
 Use this page to find a source and view associated metrics. Use qualitative as well as quantitative metrics when presenting your research impact. Always use more than one quantitative metric. Learn more about CiteScore.

Documents from 3 years  
 2013 2014 2015 2016 2017 2018

Filter refine list  
 Apply Clear filters

Display options  
 Display only Open Access journals  
 Display only source with minimum 0 Documents (previous 3 years)  
 Citescore highest quartile  
 Show only titles in top 10 percent

1 result  
 Download Scopus Source List  
 View metrics for year: 2017

Source title ↓	CiteScore ↓	Highest percentile ↓	Citations 2017 ↓	Documents 2014-16 ↓	% Cited ↓	SNIP ↓
Nature Reviews Genetics	17.21	99% 1/89 Genetics (clinical)	7,385	429	53	8.29

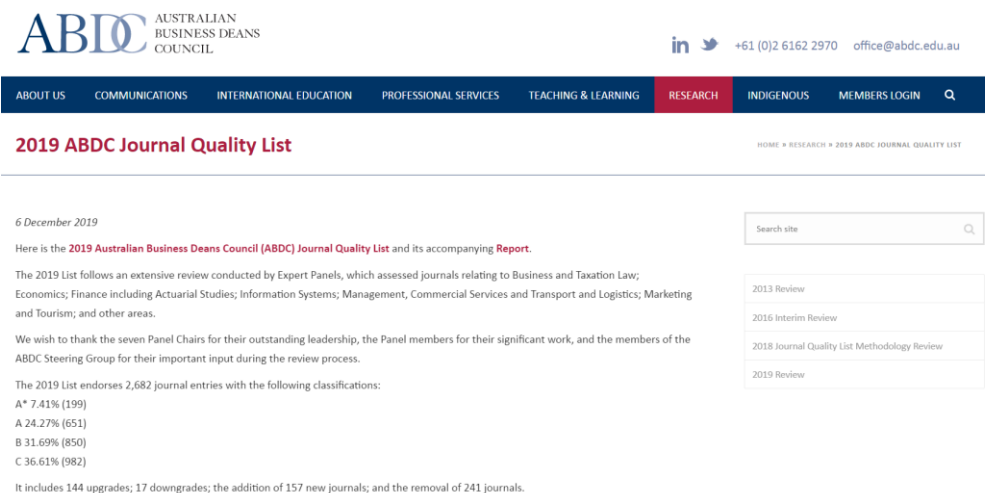
Top of page

CiteScore Quartiles are derived from CiteScore Percentiles and are defined as:

- Quartile 1 (99-75th percentiles),
- Quartile 2 (74-50th percentiles),
- Quartile 3 (49-25th percentiles) and
- Quartile 4 (24-0th percentiles).

### 5.3 Using ABDC (Australian Business Deans Council Journal Rank) to find Journal Rankings

- a. Visit the ABDC website by [Clicking Here](#).



**ABDC** AUSTRALIAN BUSINESS DEANS COUNCIL  
 +61 (0)2 6162 2970 office@abdc.edu.au

ABOUT US COMMUNICATIONS INTERNATIONAL EDUCATION PROFESSIONAL SERVICES TEACHING & LEARNING RESEARCH INDIGENOUS MEMBERS LOGIN

#### 2019 ABDC Journal Quality List

6 December 2019

Here is the **2019 Australian Business Deans Council (ABDC) Journal Quality List** and its accompanying **Report**.

The 2019 List follows an extensive review conducted by Expert Panels, which assessed journals relating to Business and Taxation Law; Economics; Finance including Actuarial Studies; Information Systems; Management, Commercial Services and Transport and Logistics; Marketing and Tourism; and other areas.

We wish to thank the seven Panel Chairs for their outstanding leadership, the Panel members for their significant work, and the members of the ABDC Steering Group for their important input during the review process.

The 2019 List endorses 2,682 journal entries with the following classifications:  
 A\* 7.41% (199)  
 A 24.27% (651)  
 B 31.69% (850)  
 C 36.61% (982)

It includes 144 upgrades; 17 downgrades; the addition of 157 new journals; and the removal of 241 journals.

2013 Review  
 2016 Interim Review  
 2018 Journal Quality List Methodology Review  
 2019 Review

- b. To check the ranking of journals in the ABDC website, click on the link [2019 Australian Business Deans Council \(ABDC\) Journal Quality List](#) to access the list.

The 2019 List follows an extensive review conducted by Expert Panels, which assessed journals relating to Business and Taxation Law; Economics; Finance

including Actuarial Studies; Information Systems; Management, Commercial Services and Transport and Logistics; Marketing and Tourism; and other areas.